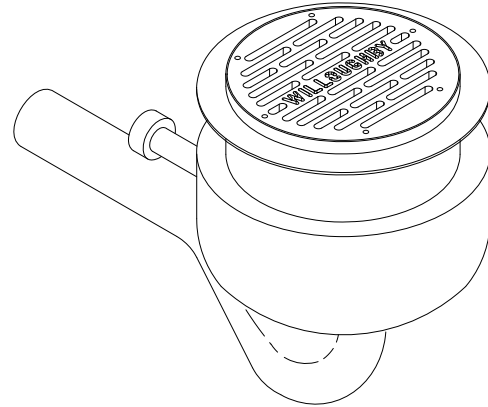


FD-1400-__F Detox Toilet



✓	MODEL NUMBER	FLANGE OPTION
	FD-1400-LF	LESS FLANGE
	FD-1400-WF	WITH FLANGE

Recommended Specifications

Detox toilet shall be Willoughby Model No. **FD-1400-__F** (select from table above).

Fixture shall be fabricated from 14 gauge, type 304 stainless steel. The construction shall be all-welded, with exposed stainless surfaces polished to a #4 satin finish with the exception of the bowl which shall have a glass blast finish.

Standard equipment shall include: 14" diameter round bowl, 2" top band, removeable 7ga stainless steel top grate for access to bowl interior, and integral crevice free flushing rim with positive afterfill. (1" wide full perimeter flange is standard on FD-1400-WF fixture for padded cell installations.)

Toilet shall be blowout type which requires 25 psi mini-

mum flushing pressure. Trap shall be fully enclosed, maintain a minimum 3 1/2" seal and pass a 2 5/8" ball.

Made In The **U.S.A.**



Visit our website at <http://www.willoughby-ind.com>

2210 West Morris Street • P.O. Box 21217 • Indianapolis, IN 46221

(317) 638-2381 • Fax: (317) 638-6110 • (800) 428-4065

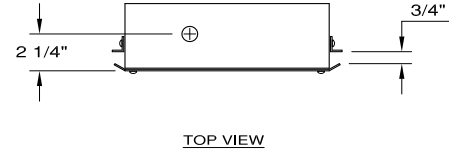
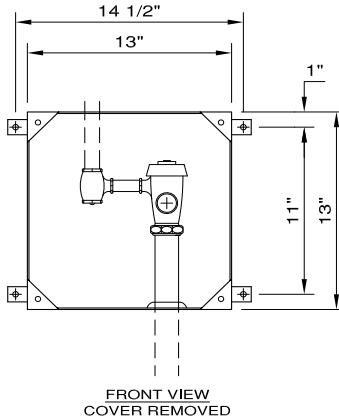
MODEL NUMBER AND OPTIONS:

1.) Base Model Number:

FD-1400

2.) Options:

- FV Flush Valve
- LF Less Flange
- WF With Flange
- AP Flush Valve Access Panel
- RFVB Remote Flush Valve with Box
- HB-2 Hose Box
- Other: _____
- Other: _____



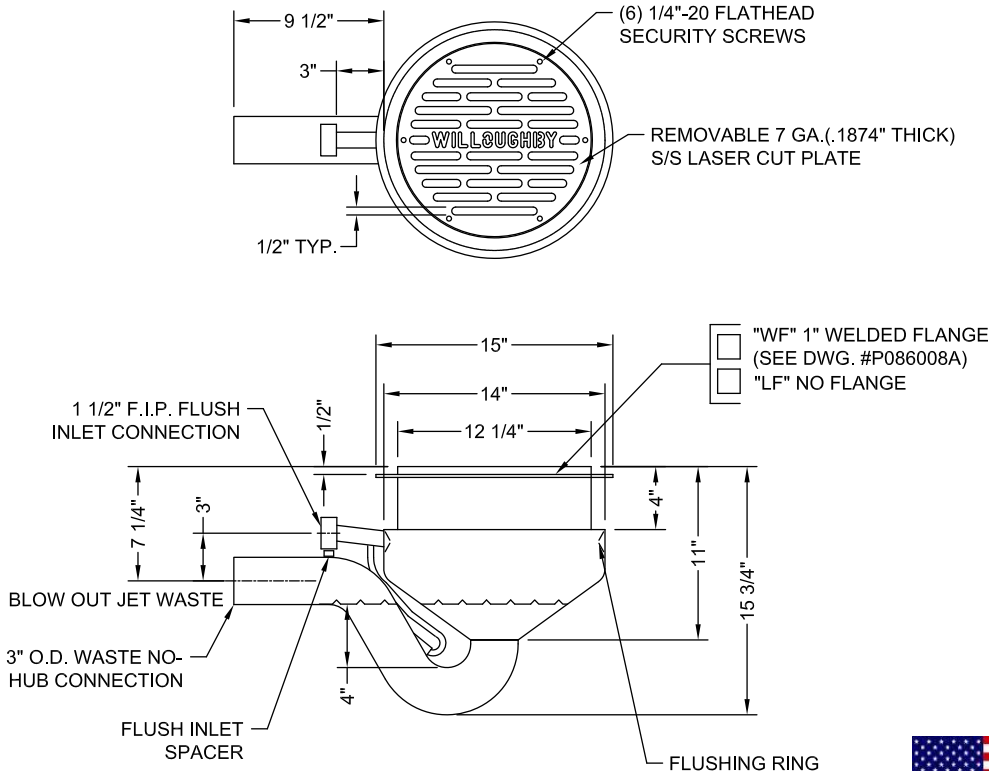
Recommended Specifications

Remote flush box with integral flush valve shall be Willoughby Model No. RFVB. The front cover shall be fabricated from 14 gauge, type 304 stainless steel with exposed surfaces polished to a #4 satin finish. The

cover shall be mounted to the wall box with security screws. The wall box and wall brackets shall be fabricated from 20 gauge galvanized steel. The integral flush valve shall be non-hold open type.

Drawing Approved For Manufacturing By: _____ Date: _____ Company: _____
 Wall Thickness _____ Wall Type _____

VERIFY ALL DIMENSIONS PRIOR TO ROUGH-IN



To specify fixture and accessories, use the Model Number and Options Guide.

Example: To specify an FD-1400 detox toilet with flange. Use the following Willoughby Model number:

Willoughby Model Number: FD-1400-WF

Willoughby Industries, Inc.

Made In The U.S.A.

