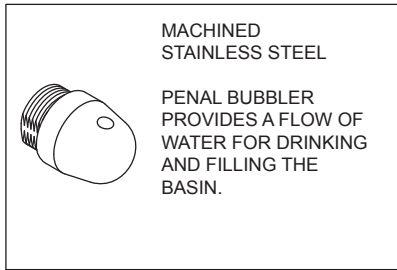
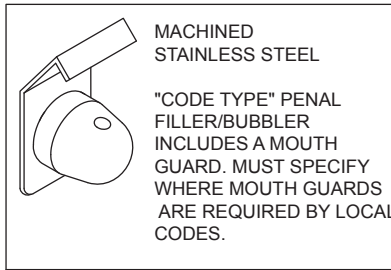


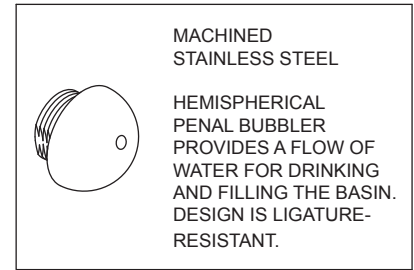
## LAVATORY BUBBLER SELECTION



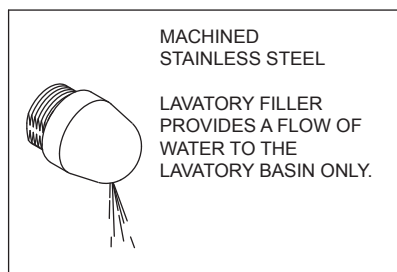
(BP) PENAL BUBBLER/FILLER



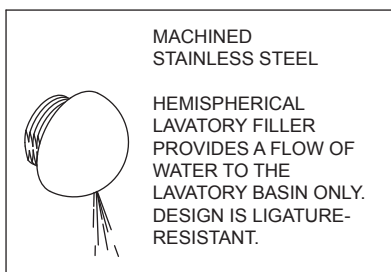
(BC) CODE BUBBLER/FILLER



(BPH) LIGATURE-RESISTANT  
BUBBLER/FILLER

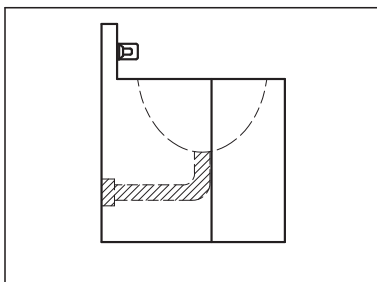


(FL) PENAL LAV. FILLER

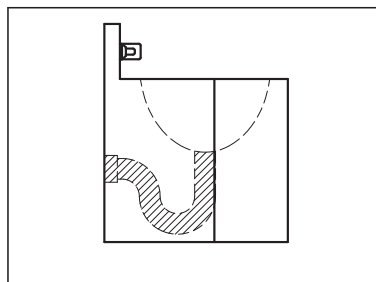


(FLH) LIGATURE-RESISTANT LAV.  
FILLER

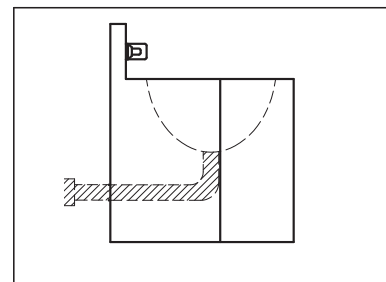
## LAVATORY WASTE



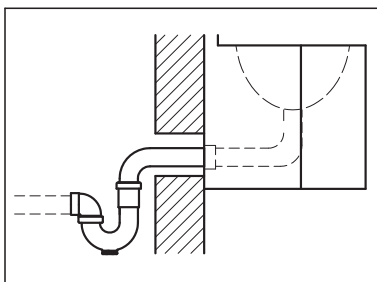
(EB) ELBOW WASTE  
(STANDARD) (1-1/2" F.I.P.)



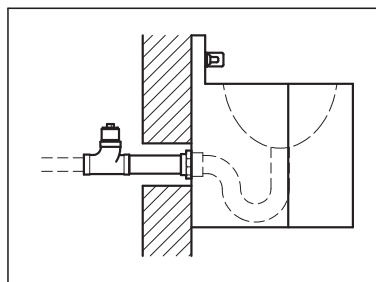
(PT) INTEGRAL  
'P'TRAP (1-1/2" F.I.P.)



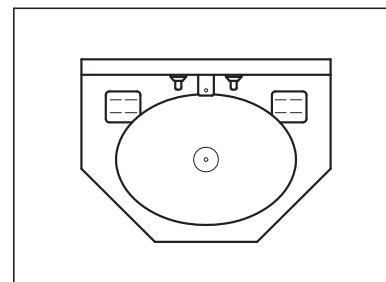
(LWE) LAV. WASTE  
EXTENSION (1-1/2" F.I.P. TYP.)



(LW1) BRASS THROUGH-WALL  
EXTENSION, 'P'TRAP, & CLEAN-OUT  
(FOR USE W/ (EB) ELBOW WASTE

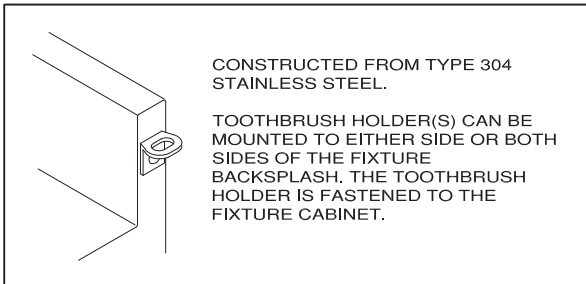


(LW2) BRASS THROUGH-WALL  
EXTENSION & CLEAN-OUT (FOR  
USE W/ (PT) INTEGRAL 'P'TRAP)

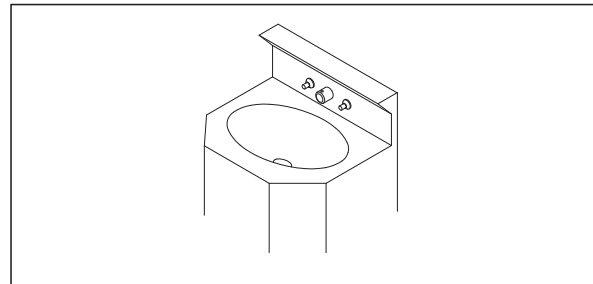


(SLOW) SLOW DRAIN  
SINGLE DRAIN HOLE

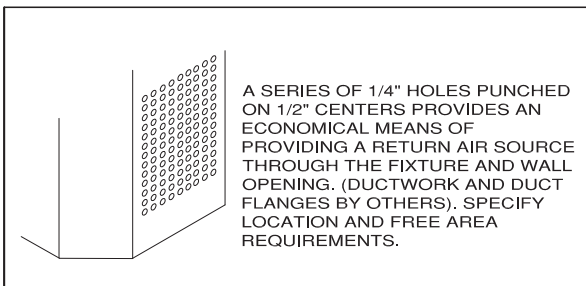
## OTHER OPTIONS



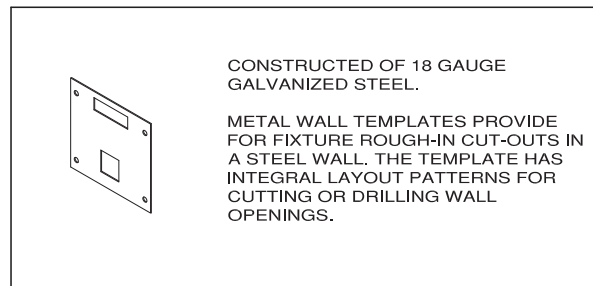
(TB1\_) SINGLE TOOTHBRUSH HOLDER  
(TB2\_) DUAL TOOTHBRUSH HOLDER  
(SPECIFY (R) RIGHT OR (L) LEFT)



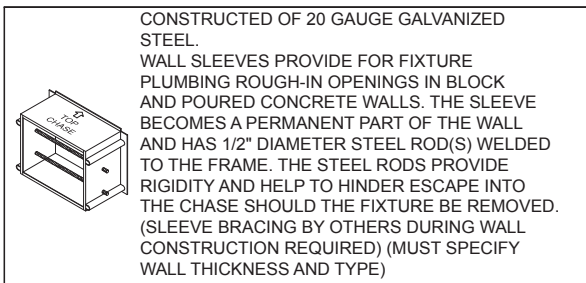
(ISH) INTEGRAL SHELF



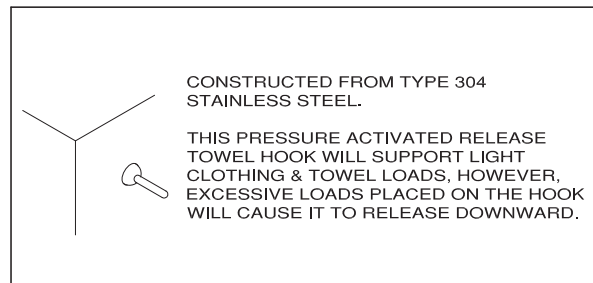
(VG) VENTILATION GRILLE  
(SPECIFY LOCATION AND FREE AREA)



(MT) WALL TEMPLATE



(WS) WALL SLEEVE



(TH1\_) SINGLE TOWEL HOOK  
(TH2\_) DUAL TOWEL HOOK  
(SPECIFY (R) RIGHT OR (L) LEFT)