



BUILT TO LAST, IN AMERICA



WILLOUGHBY WICS SERIES

Infection Control Sink

Designed specifically to minimize splashing and reduce the spread of infectious disease.



Offset drain position

Keeps water from splashing directly into drain and aerosolizing contents in trap.



One-piece, seamless construction

Aesthetically pleasing sanitary Aquasurf® solid surface material is cast as one solid piece that's easily cleaned and maintained.



Oversized backsplash

Helps keep water contained and flowing toward drain.



REVIT details available at www.willoughby-ind.com



WILLOUGHBY

COUNT ON US.

800.428.4065 | www.willoughby-ind.com

Controls


- Wrist blade or infrared style faucet available

Oversized backsplash

- Helps keep water contained and flowing toward drain
- Coved edges

Indirect path to drain

- Water pours down onto a sloped ledge before going toward drain. This keeps water from splashing directly into drain and aerosolizing contents in trap.



Lavatory Deck

- One-piece, cast construction
- Aesthetically pleasing sanitary Aquasurf® solid surface material

Offset drain

- Keeps water from splashing directly into drain and aerosolizing contents in trap

Drain shroud

- Constructed of polished Type 304 stainless steel



Color Options



Sandstone




Bone



Red Coral



Black Granite




White Granite




Grey Granite



Glacier White



Nocturnal Blue



Sea Green

Technical Specification: Model WICS-2222

Standard 22" wide x 22" deep x 29" tall

REVIT details available at

www.willoughby-ind.com

Willoughby Industries, Inc.

5105 West 78th Street, Indianapolis, IN 46268

800.428.4065 | fax 317.875.0837

www.willoughby-ind.com

