




BUILT TO LAST, IN AMERICA

Aquasurf® Solid Surface Shower Bases

Stylish and durable, our shower bases provide the beauty of granite with a non-porous surface resistant to stains, burns, and impact. Aquasurf® shower bases are the perfect solutions for healthcare environments where superior functionality meets an affordable price. Zero transition, ADA shower pans are also available.



Textured anti-slip surface

Each shower base is cast from colored cast polymer densified material with a textured surface to minimize slippage.




Stainless steel trench cover

Available ADA roll-in shower receptor with integral trench is crafted from heavy gauge type 304 stainless steel.



Solid surface wall kit


Construction of cabinet features bolted, water-tight seams requiring no drilling, punching, etc. for assembly.



WILLOUGHBY

COUNT ON US.

800.428.4065 | www.willoughby-ind.com



AS-S36RND SHOWER PAN ▶

- Shower receptor
- Round front
- Anti-slip surface



AS-S3840FA SHOWER PAN ▲

- Transfer shower receptor with integral trench
- ADA compliant
- Stainless steel trench cover
- Anti-slip surface



◀ SQUARE & RECTANGLE SHOWER PANS

- Shower receptor
- Available in 36" x 36"
- 36" x 48", or 36" x 60"
- Anti-slip surface




AS-S36NEO SHOWER PAN ▲

- Shower receptor
- Neo-angle
- Available in 36" or 42" models
- Anti-slip surface



AS-S3462FA SHOWER PAN ▶

- Roll-in shower receptor with integral trench
- ADA compliant
- Stainless steel trench cover
- Anti-slip surface



Shower Base Color Options




White Granite
WG1



Sandstone
SS1



Grey Granite
GG1



Bone
B1



Glacier White
GW1



Red Coral
RC1



Nocturnal Blue
NB1



Black Granite
BG1



Sea Green
SG1

Willoughby Industries, Inc.
5105 West 78th Street, Indianapolis, IN 46268
800.428.4065 | fax 317.875.0837
www.willoughby-ind.com

