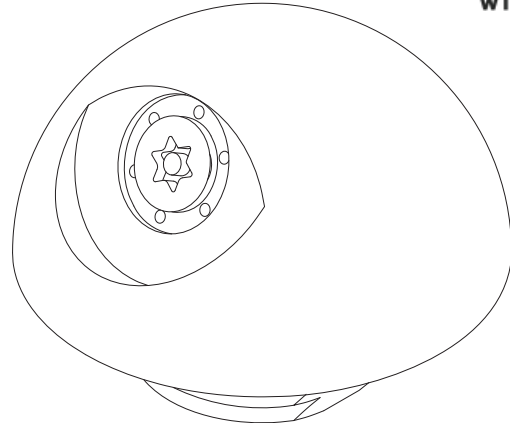


CSH Ligature-resistant Vandal Resistant Shower Head (#380069A)



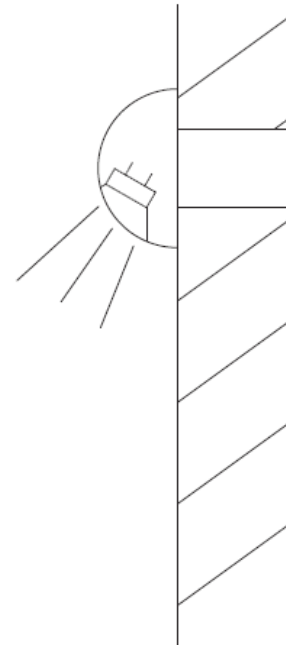
(Unit may be shown with optional features)

Recommended Specifications

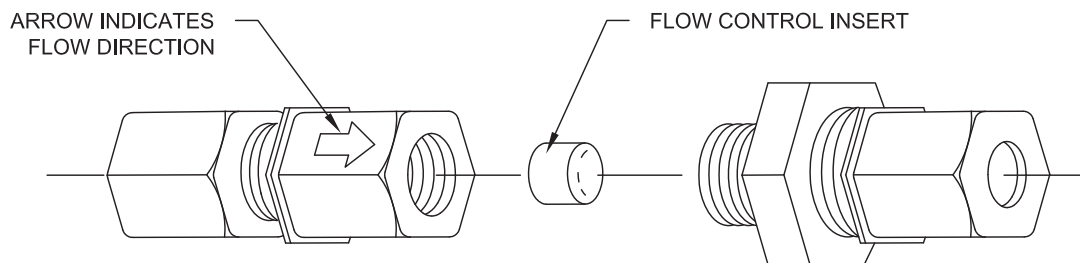
Willoughby model CSH ligature-resistant, vandal resistant shower head shall be fixed type, constructed of Type 303 stainless steel, mounted from the rear with no visible fasteners, and shall have a 30° angle of spray through a Delrin insert, retained by a stainless steel Pin-Torx security screw. The head shall have 3/8" F.I.P. threads on the inlet. The entire unit has a ligature-resistant rounded and tapered design.

OPTIONS:

- CSH17 17° angle of spray (#380024)
- 2.5 2.5 Flow (Standard)
- 2.0 2.0 In-line Flow Control
(See detail below; tubing must be 3/8" O.D. polyethylene)
- 1.5 1.5 In-line Flow Control
(See detail below; tubing must be 3/8" O.D. polyethylene)



PART #380142-B IN-LINE FLOW CONTROL ASSEMBLY



visit our website at www.willoughby-ind.com
5105 West 78th Street • Indianapolis, IN. 46268
(317) 875-0830 • Fax: (317) 875-0837 • (800) 428-4065



MADE IN THE U.S.A.