

CWBF-1 Series Outdoor Bottle Filler

To specify fixture and options, use the Model Number and Options page.

Example: To specify a CWBF-1 outdoor bottle filler with recessed pushbutton, and 316 stainless steel body/cap/flange in Green color,

Use the following Willoughby Model Number: CWBF-1-RPB-316 -G

Standard Features

- * Simple, vandal-resistant push button or optional infrared operation
- * Quick, 1-gallon-per-minute fill rate
- * One-piece fully-welded construction
- * Standard heavy duty type 304 stainless steel 8" Sched. 10 main column and 11 Ga. flange
- * Optional marine-grade type 316 stainless steel body for installations near salt water
- * Solid stainless steel vandal resistant anti-rotation filler spout
- * Replaceable in-line charcoal filter on inlet water supply
- * Heavy-duty main column access panels
- * Promotes use of environmentally friendly refillable bottles, reducing use of disposable bottles
- * Compliant to ADA reach height guidelines

Recommended Specifications

Outdoor bottle filler shall be Willoughby Model No. **CWBF-1-___** (see Model Number and Options guide for actuator selection).

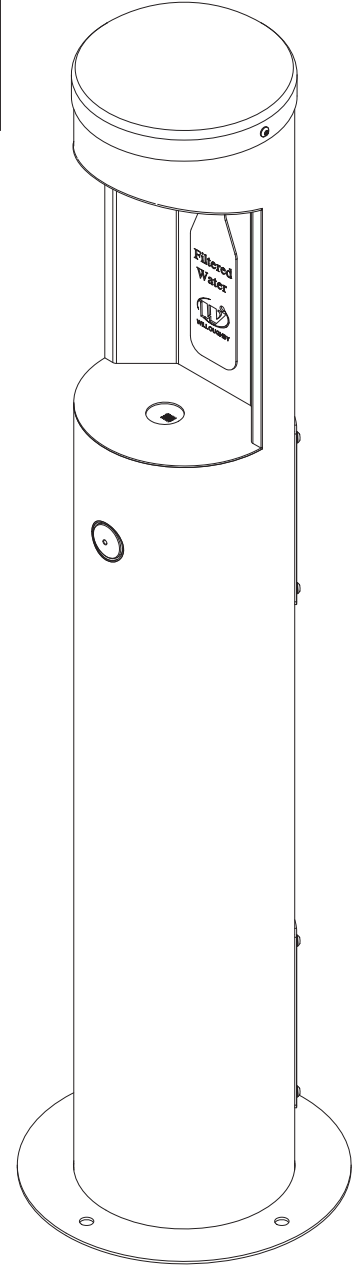
Model **CWBF-1** outdoor bottle filler shall be a single-level, vandal resistant drinking fountain with 304 stainless steel 8" Sched. 10 main column and 11 Ga. flange.

Filler spout shall be activated by a recessed mounted solid stainless steel pushbutton assembly which controls a lead-free, self-closing valve (optional battery operated infrared activation available). Pushbutton operation shall require less than 5 lbs. of force.

Flow controls (1.0 GPM) are used to ensure adequate flow without being wasteful.

Model **CWBF-1** bottle filler shall be lead-free and in compliance with ANSI/NSF 61, Section 9 requirements.

Optional 316 stainless steel body (main column, flange, and cap) are available for applications in which the unit's exterior may come into contact with salt water.



MODEL NUMBER AND OPTIONS:

1.) Outdoor Drinking Fountain Type:

CWBF-1

2.) Actuator options (select one):

RPB Recessed Push Button
 BO Battery Operated Infrared Sensor

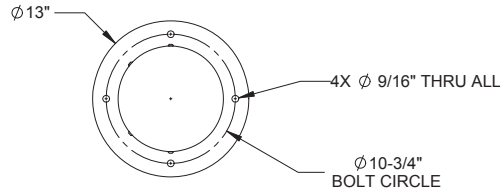
3.) Options:

316-1 316 Stainless Steel Body, Single
 CAR-1 Surface Carrier, Single
 SOV Shut Off Valve
 FRV-1 Freeze Resistant Valve System, Single

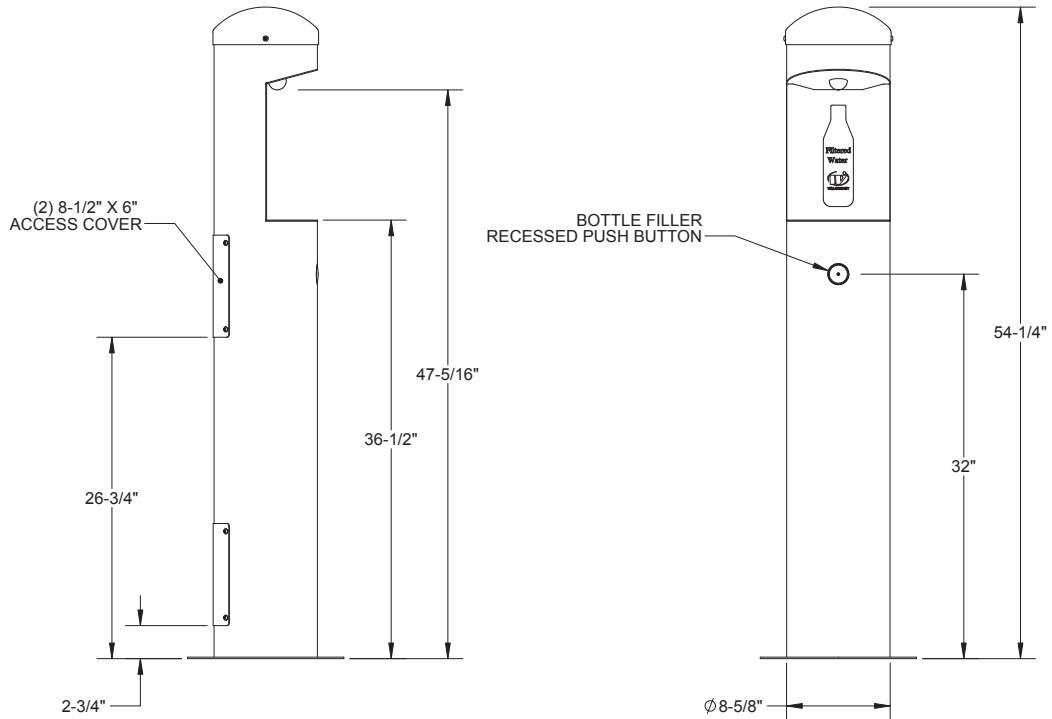
4.) Colors (select one):

SL Silver (Silvadillo)
 G Green
 R Red
 BL Blue
 O Orange
 V Violet
 Y Yellow
 BR Brown
 BK Black
 BE Beige
 W White

Approved For Manufacturing By: _____ Date: _____ Company: _____
 Wall Thickness: _____ Wall Type: _____



VERIFY ALL DIMENSIONS WITH FACTORY PRIOR TO ROUGH-IN
 WILLOUGHBY RESERVES THE RIGHT TO MAKE CHANGES IN DESIGN AND DIMENSIONS WITHOUT FORMAL NOTICE AND WITHOUT INCURRING OBLIGATION.



visit our website at www.willoughby-ind.com
 5105 West 78th Street • Indianapolis, IN. 46268
 (317) 875-0830 • Fax: (317) 875-0837 • (800) 428-4065



MADE IN THE U.S.A.