



## CWMES Series Multiple Station Hand Sink

### Recommended Specifications

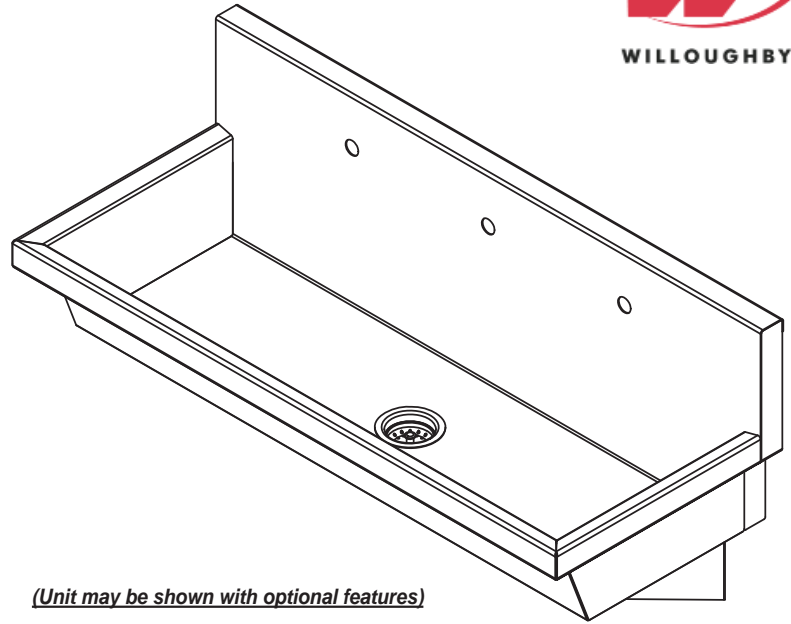
Multiple Station Hand Sink shall be:  
Willoughby Model No. **CWMES-\_\_\_**  
(select model from table options)

Fixture, including bracing, shall be fabricated from 14 GA, Type 304 stainless steel. The construction shall be all-welded with exposed exterior stainless steel surfaces polished to a #4 satin finish.

Standard equipment shall include:  
- 1-1/2" M.I.P. basket strainer drain

Faucets by others.

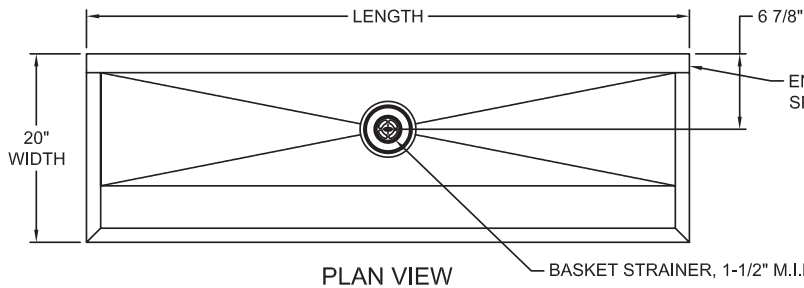
Anchoring shall be from the front with Z-clips and mounting holes. Anchoring hardware by others. Unit requires no chase area for installation and maintenance.



*(Unit may be shown with optional features)*

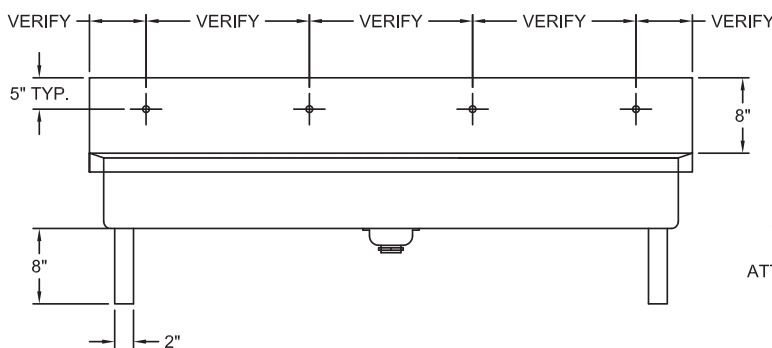
✓	MODEL NUMBER	LENGTH	WIDTH	DEPTH	FAUCET STATIONS
	<b>CWMES-3620</b>	36"	20"	8"	2
	<b>CWMES-4820</b>	48"	20"	8"	2
	<b>CWMES-6020</b>	60"	20"	8"	3
	<b>CWMES-7220</b>	72"	20"	8"	3
	<b>CWMES-9620</b>	96"	20"	8"	4

**VERIFY ALL DIMENSIONS WITH FACTORY PRIOR TO ROUGH-IN**  
WILLOUGHBY RESERVES THE RIGHT TO MAKE CHANGES IN DESIGN AND DIMENSIONS WITHOUT FORMAL NOTICE AND WITHOUT INCURRING OBLIGATION.

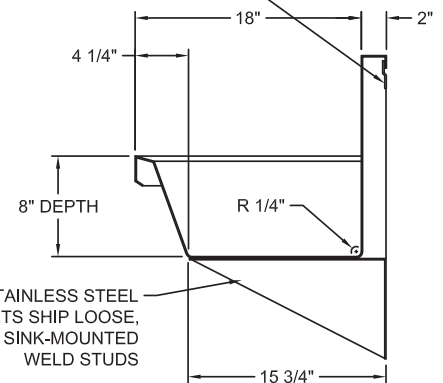


**NOTE:**  
VERIFY THE NUMBER OF STATIONS AND FAUCET HOLE PUNCHING CONFIGURATIONS

Z-CLIPS INCLUDED  
(5 1/2"L., 14 GA. STAINLESS STEEL)



**FRONT VIEW, 4-STATION**



**TYP. SECTION VIEW  
(NOT TO SCALE)**

visit our website at [www.willoughby-ind.com](http://www.willoughby-ind.com)  
5105 West 78th Street • Indianapolis, IN. 46268  
(317) 875-0830 • Fax: (317) 875-0837 • (800) 428-4065



MADE IN THE U.S.A.