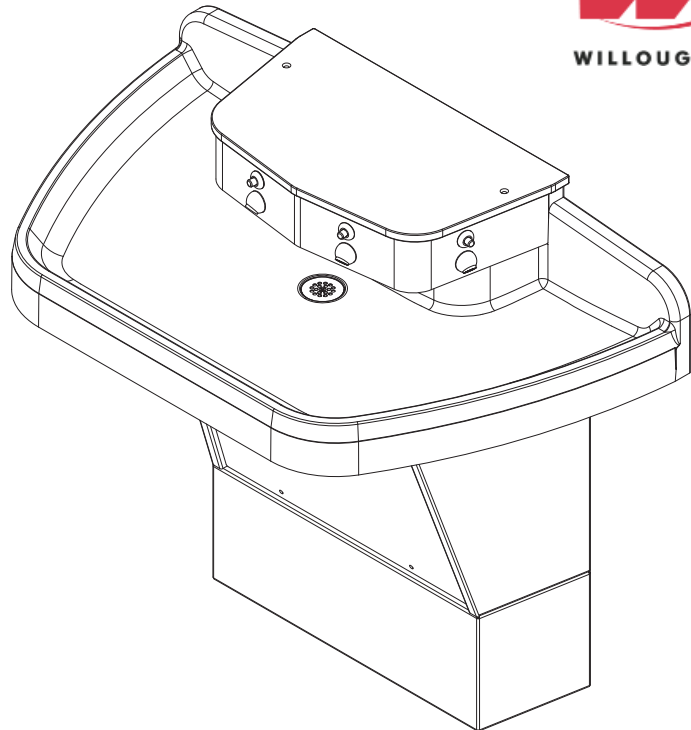




WAF-4400/4401 AquaFount® Four Station Solid Surface Washfountain



(Unit may be shown with optional features)

To specify fixture and accessories, use the Model Number and Options page.

Example: To specify a four station AquaFount® floor mounted (34" rim height) washfountain with pneumatic push buttons, in Sea Green color

Use the following Willoughby Model Number:
WAF-4400-PPB1-SG

Recommended Specifications

AquaFount® Four Station, Solid Surface Washfountain shall be: Willoughby Model No. **WAF-440**____ (select from model number and options list on next page)

AquaFount® washfountain shall accommodate from 1 to 4 users simultaneously. The washfountain bowl, top, and pedestal panel are constructed of Aquasurf® molded cast polymer densified solid surface material composed of polyester/acrylic resin, UV stabilizer, aluminum trihydrate and mineral fillers. The pre-assembled water distribution heads and pedestal base shall be constructed of heavy gauge, type 304 stainless steel. Exposed stainless steel surfaces shall be polished to a #4 satin finish.

Push buttons and water spray nozzles shall be constructed of type 303 stainless steel. The drain grate shall be constructed of heavy gauge stainless steel. The pre-assembled sprayhead module shall be equipped with independent spray nozzles controlled by separate push buttons or infrared sensors. Flow restrictors shall maintain flow rates at 0.5 GPM per station.

AquaFount® washfountains shall be supplied with thermostatic mixing valves, integral checkstops, drain spuds, flexible supply hoses, control valves, color coded water lines, and Class II 120/24 VAC plug-in transformers (as needed)*. Operating supply water pressure range is 25-80 PSI.

Vandal resistance:

The spray nozzles, push buttons, infrared sensors, and escutcheons are secured to the unit from within the head kit. Valves, water supplies, and waste connections are concealed within the pedestal. Removable access panels are secured with vandal-resistant security Torx screws. The Aquasurf® solid surface material is resistant to stains, impact and burns. Surface damage can be easily repaired with everyday cleansers and/or fine grit abrasives.

ADA, TAS, and ANSI Compliant:

When the washfountain is mounted at the standard 34" adult rim height, it is designed to comply with all applicable ADA, TAS, and ANSI Z124.3 and Z124.6 accessibility guidelines.

Optional Features:

AquaFount® washfountains offer liquid soap dispensers as optional accessories. AquaFount® washfountains can be ordered with 31" rim heights for juvenile use (JR).

* *Note:* Plug-in transformer must be used with a ground fault interrupter (GFCI) receptacle to prevent possible electrical shock.

visit our website at www.willoughby-ind.com
5105 West 78th Street • Indianapolis, IN. 46268
(317) 875-0830 • Fax: (317) 875-0837 • (800) 428-4065



MADE IN THE U.S.A.

MODEL NUMBER AND OPTIONS:

1.) Washfountain Type:

WAF AquaFount®

2.) Base Model Number:

4400 4 Station Floor Mounted Washfountain
 4401 4 Station Wall Mounted Washfountain

3.) Junior Height Option:

JR Junior Height (31" Rim Height, JR. ADA Compliant)

4.) Valve Actuation:

PPB1 Standard Pneumatic Push Buttons for Single Temperature Pneumatic Metering
 PZPB1 Piezo Electronic Push Buttons for Single Temperature Electronic (w/ Pneutronic Control)*
 IR Infrared Sensors, Hard-wired*
 BO Infrared Sensors, Battery Operated

5.) Solid Surface Colors:

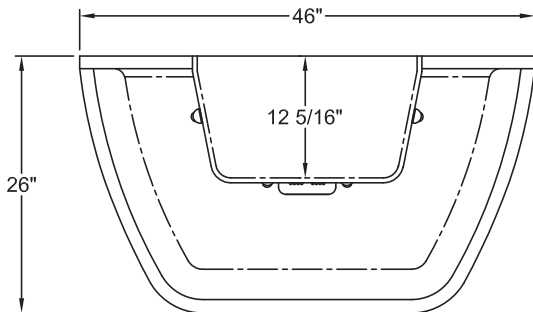
BN Bone
 GW Glacier White
 GG Grey Granite
 SS Sandstone
 WG White Granite
 BG Black Granite
 NB Nocturnal Blue
 RC Red Coral
 SG Sea Green

6.) Other Options:

LSD Liquid Soap Dispensers (2)
 TL Less In-line Thermostatic Mixing Valve
 LSH 1.5 gpm Laminar Flow Sprayheads
 Other _____
 Other _____

*(Req. 110V power through ground fault interrupter (GFCI) receptacle)

Approved For Manufacturing By: _____ Date: _____ Company: _____
 Wall Thickness: _____ Wall Type: _____

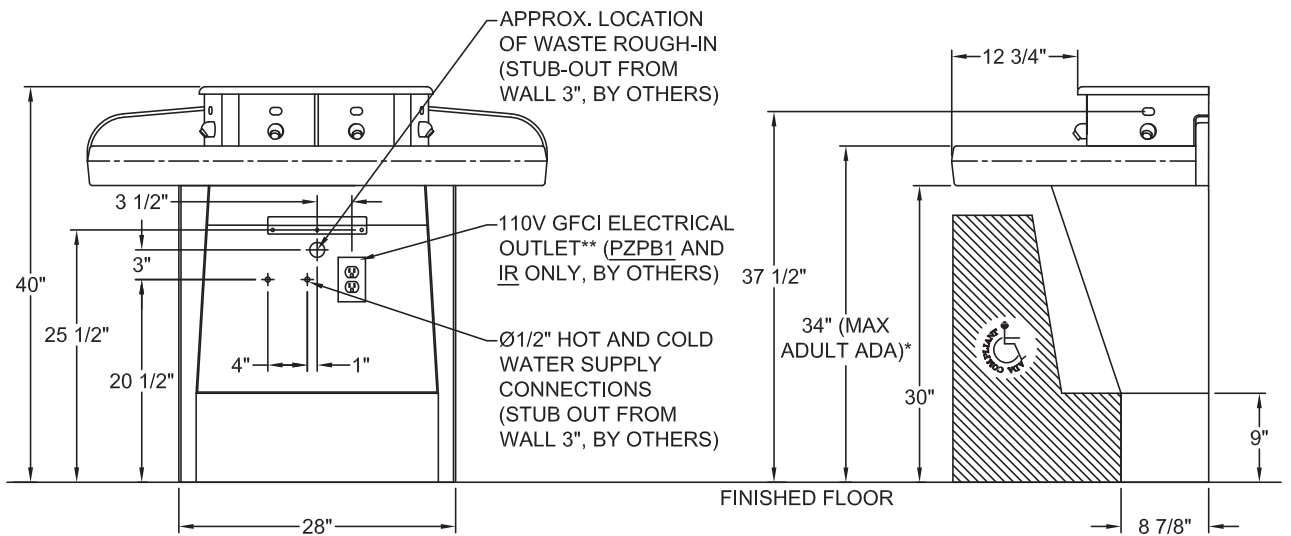


 IN COMPLIANCE WITH A.D.A. 2010

* 34" RIM HEIGHT SHOWN (MAX ADULT ADA). SPECIFY IF 31" JUNIOR HEIGHT IS NEEDED

 **CONSULT LOCAL ELECTRICAL CODES FOR THE MOUNTING LOCATION OF THE 110/24 VAC CLASS 2 TRANSFORMER

VERIFY ALL DIMENSIONS WITH FACTORY PRIOR TO ROUGH-IN
 WILLOUGHBY RESERVES THE RIGHT TO MAKE CHANGES IN DESIGN AND DIMENSIONS WITHOUT FORMAL NOTICE AND WITHOUT INCURRING OBLIGATION.



visit our website at www.willoughby-ind.com
 5105 West 78th Street • Indianapolis, IN. 46268
 (317) 875-0830 • Fax: (317) 875-0837 • (800) 428-4065



MADE IN THE U.S.A.