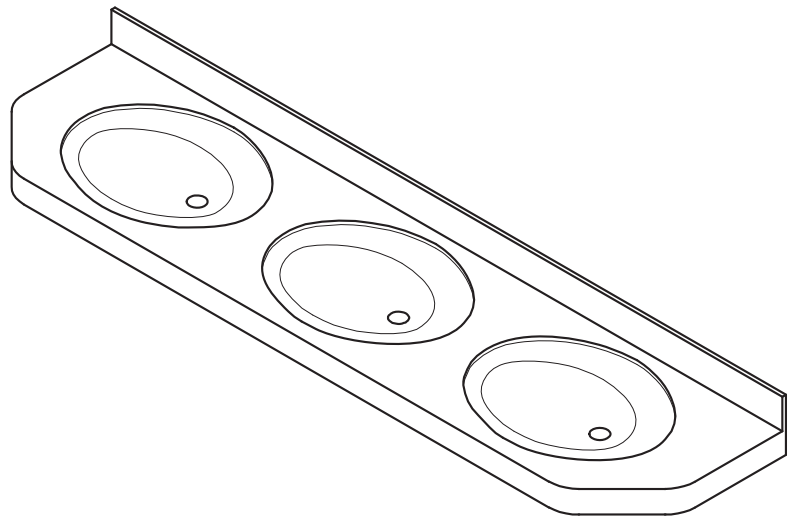


## AquaDeck 2240 Series Angled Front Solid Surface Lavatory Deck



*(Unit may be shown with optional features)*

To specify fixture and accessories, use the Model Number and Options Guide.

Example: To specify an AquaDeck 2240 Series, Angled Front, Solid Surface Lavatory Deck with no faucet holes (standard), Nocturnal Blue color, bullnose front edges, and right and left side splashes

Use the following Willoughby Model Number:

**WAD-2240-3-NV-NB-BLN-WADSS-0422R-WADSS-0422L**

### Recommended Specifications

AquaDeck 2240 Series, Angled Front, Solid Surface Lavatory Deck shall be:

Willoughby Model No. **WAD-2240**

(Select from model number and options list on next page)

The lavatory deck shall be constructed of Aquasurf® molded cast polymer densified solid surface material composed of polyester/acrylic resin, UV stabilizer, aluminum trihydrate, and mineral fillers. The Aquasurf® solid surface material is resistant to stains, impact and burns. Surface damage can be easily repaired with everyday cleansers and/or fine grit abrasives.

AquaDeck lavatory deck shall be a modular cast component with standard integral features:

- 45° angled front corners with matched front and side aprons
- Oval bowl with soap/faucet ledge
- 4" covered backsplash
- All square-eased front edges
- Basin overflow
- Drain hole for 1-1/4" pop-up drain

#### **Mounting:**

Unit is designed to be supported by in-wall carriers (supplied by others). Optional stainless steel wall mounting brackets are available; specify left or right brackets when ordering.

#### **ADA, TAS, and ANSI Compliant:**

When the lavatory deck is mounted at the standard 34" adult rim height, it complies with applicable ADA, TAS, and ANSI Z124.3 and Z124.6 accessibility guidelines.

#### **Optional Features:**

AquaDeck lavatory decks offer liquid soap dispensers as optional accessories.

AquaDeck lavatory decks can be ordered with Bullnosed or Beveled front edge styles instead of standard square-eased edges and/or 31" rim heights for juvenile use (JR).



**WARNING:** Cancer and Reproductive Harm

- [www.P65Warnings.ca.gov](http://www.P65Warnings.ca.gov)

visit our website at [www.willoughby-ind.com](http://www.willoughby-ind.com)  
5105 West 78th Street • Indianapolis, IN. 46268  
(317) 875-0830 • Fax: (317) 875-0837 • (800) 428-4065



MADE IN THE U.S.A.

# MODEL NUMBER AND OPTIONS:

## 1.) Lavatory Model:

- WAD-2240 AquaDeck 2240 Series, Angled Front, Solid Surface Lavatory Deck

## 2.) Number of Wash Stations:

- 1     2     3     4

## 3.) Hole Drilling Selection (Faucet by Others):

- NV No Faucet Holes (Standard)  
 4CC 4" Centerset, Ø1-1/4" Holes (Specify 2 or 3 holes: \_\_\_\_\_)  
 8CC 8" Centerset, Ø1-1/4" Holes (Specify 2 or 3 holes: \_\_\_\_\_)  
 1CC Center Shank, (1) Ø1-1/4" Hole  
 SP Special Drilling (Specify hole drilling dim.)  
 SP: \_\_\_\_\_

## 4.) Solid Surface Colors:

- BN Bone  
 GW Glacier White  
 GG Grey Granite  
 SS Sandstone  
 WG White Granite  
 BG Black Granite  
 NB Nocturnal Blue  
 RC Red Coral  
 SG Sea Green

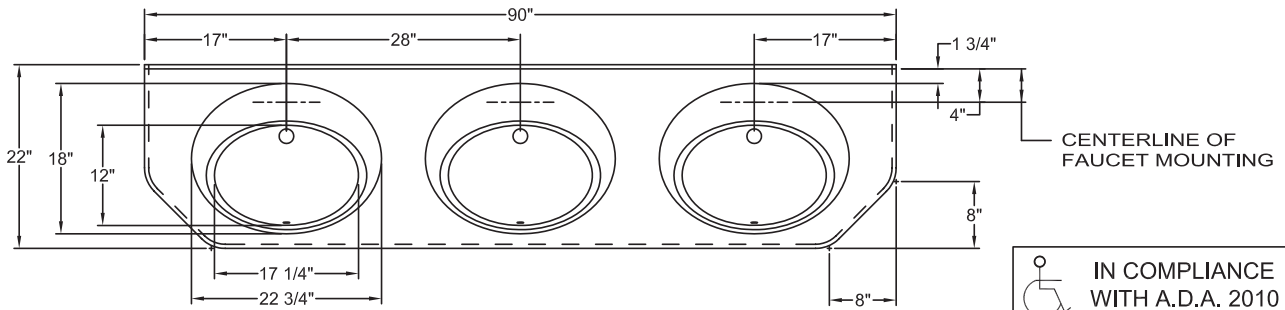
## 5.) Edge Style:

- Square-eased Front Edge (Standard)  
 BLN Bullnosed  
 BV Beveled

## 6.) Options:

- LSDM Liquid Soap Dispensers- Deck-mounted Spout and Bottle  
 JR Junior Height, 31" Rim Height (JR. ADA Compliant)  
 WADSS-BRKT-R Wall Mounting Bracket- Right  
 WADSS-BRKT-L Wall Mounting Bracket- Left  
 WADSS-0422R Right Side Splash  
 WADSS-0422L Left Side Splash  
 WAD-APIS-422R Integral Right Side Apron  
 WAD-APIS-422L Integral Left Side Apron  
 W-SS-DS Stainless Steel Modular Drain Shroud  
 Other \_\_\_\_\_  
 Other \_\_\_\_\_

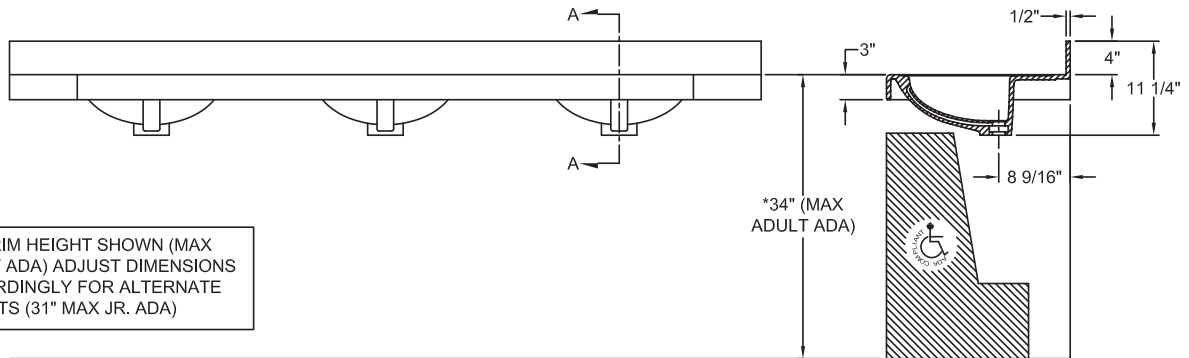
Approved For Manufacturing By: \_\_\_\_\_ Date: \_\_\_\_\_ Company: \_\_\_\_\_  
 Wall Thickness: \_\_\_\_\_ Wall Type: \_\_\_\_\_



PLAN VIEW

IN COMPLIANCE WITH A.D.A. 2010

VERIFY ALL DIMENSIONS WITH FACTORY PRIOR TO ROUGH-IN  
 WILLOUGHBY RESERVES THE RIGHT TO MAKE CHANGES IN DESIGN AND DIMENSIONS WITHOUT FORMAL NOTICE AND WITHOUT INCURRING OBLIGATION.



\*NOTE: 34" RIM HEIGHT SHOWN (MAX ADULT ADA) ADJUST DIMENSIONS ACCORDINGLY FOR ALTERNATE HEIGHTS (31" MAX JR. ADA)

FRONT VIEW

FINISHED FLOOR

SECTION VIEW A-A

visit our website at [www.willoughby-ind.com](http://www.willoughby-ind.com)  
 5105 West 78th Street • Indianapolis, IN. 46268  
 (317) 875-0830 • Fax: (317) 875-0837 • (800) 428-4065



MADE IN THE U.S.A.